

**PIONEER®**

# SX-6000


**A big power AM/FM stereo receiver with excellent sensitivity, selectivity and uniquely attractive design.**



Pioneer's Model SX-6000 puts together in one attractive package everything the hi-fi enthusiast would ever ask of a stereo receiver: power, FM sensitivity and selectivity, the versatility to handle multiple speaker systems or tape units, and advanced circuitry for low-noise music output and long-life stability and performance. The basic performance specifications speak highly for themselves—and go a long way to show why this receiver is one of the finest ever made for its price. You get peak music power output of 200 watts at 4 ohms (IHF), or 54 watts of continuous power per channel driven at 8 ohms. You'll pull in even far-off fringe FM stations with the FET front-end and FM sensitivity that is rated at an exceptional 1.8  $\mu$ V. And you'll be able to handle up to three different speaker systems, a pair of tape decks, even two different turntables with this highly-advanced Pioneer unit. No matter how you like your stereo, no matter how much you want from a receiver, the SX-6000 is going to make all the difference in the world for good music listening. Just listen.




# SX-6000




## THE HIGH SENSITIVE TUNER SECTION

By far the most important section for tonal quality and for receiving FM reception with clarity, the tuner section of the SX-6000 is marked by quality engineering and components through and through. Its sensitivity is high, distortion is minimal. The advanced front-end employs low-noise FET and a 4-gang variable capacitor. Sensitivity is rated at an excellent  $1.8\mu\text{V}$ . Image rejection is superb, more than 85dB, and even very weak station signals on fringe FM areas are picked up with ease and with minimal distortion and noise.




## THE IF AMPLIFIER SECTION

Four monolithic IC's are employed in the SX-6000 for improved selectivity and limiter characteristics. These integrated circuits are also responsible for the excellent capture ratio of the receiver—rated at 1.5dB—and the fact that perfectly sensitive tuning is possible without noise or station jamming.



## FM MULTIPLEX SECTION

Used in the multiplex section of the SX-6000 are silicon transistors, for low-noise and long-life, and a timeswitching type demodulator with specially-selected IC. This combination of components permits an excellent FM stereo separation of 40 dB and wide frequency range.



## DUAL TUNING INDICATORS

For improved FM reception, the SX-6000 has a pair of tuning indicators: one for precise station centering, the other for maximum signal strength. The combination of the two is ideal for achieving perfect reception, and minimum noise and distortion. The tuning indicators also are significant in helping to achieve maximum channel separation and tone quality.

## FM MUTING SWITCH


For eliminating distorting and irritating inter-station noise, the SX-6000 employs an FM muting circuit.

## FERRITE-BAR ANTENNA

AM reception of the SX-6000 is excellent, thanks to sensitive ferrite-bar antenna.

## HEAD AMPLIFIER SECTION


The wide dynamic range and sound clarity of this section is made possible by a direct-coupled 3-stage E-E feedback circuit along with low-noise silicon transistors.





### HIGH POWER AMP SECTION

The power amplifier section of the SX-6000 incorporates quasi-complimentary single-ended push-pull circuitry to achieve low distortion coupled with big power. Music power, rated at 4 ohms, IHF, is a big 200 watts, while continuous power output of the receiver at 4 ohms is a full 67 watts per channel, or 54 watts per channel at 8 ohms. Moreover, harmonic distortion at this continuous power output is less than 1%, or less than 0.2% with power output at 50 watts per channel at 8 ohms. Even with this high power output, the SX-6000 may be used with excellent results with low-efficiency speakers.



### TWO TAPE DECK JACKS

The SX-6000 features a pair of pin jack terminals along with a DIN socket for the connection of up to two tape decks. This permits ease of tape-to-tape duplicating—either from a pair of reel-to-reel decks or your choice between open reel, cassette and 8-track cartridge tape decks.

### TWO PHONO INPUTS

So that direct comparison of two different phono cartridges is possible, the SX-6000 is equipped with a pair of phono input jacks. Additionally, the unit has two AUX input jacks.

### STEREO MICROPHONE INPUTS

Parties are a lively affair with the SX-6000 since it is possible for you to use two different microphones with the receiver simultaneously. This allows you to record voice-over on tapes, or to make announcements over your existing speakers.

### TWO HEADPHONE JACKS


More convenience for audiophiles is provided by a pair of headphone jacks located on the front panel. This permits two persons to enjoy music with stereo headphones simultaneously, and eliminates the need for a headphone jack or junction box.

### SWITCH FOR SEPARATE USE OF PRE AND MAIN AMP

A simple switch allows you to use the pre and main amplifier separately. The advantage of this switch is that it lets you use the SX-6000 in a multi-amplifier stereo system if you employ an electronic crossover network and main amplifier. It means also that upgrading your stereo system to include some of the more advanced and exciting equipment for multi-sound stereo is possible with only minimal investment.


### UP TO 3 SETS OF SPEAKER SYSTEMS

The SX-6000 can handle up to three different pairs of stereo speaker systems (although you can operate only two sets at a time). And it allows a choice of 5 different speaker combinations: A, B, C, A+B, B+C. A Speaker selection switch lets you easily compare one set of speakers with another, or lets you select the appropriate speaker unit when speaker systems are located in different rooms.




### CENTER CHANNEL OUTPUT

The center channel output of the SX-6000 provides a composite signal (L+R) for a three-dimensional stereo system. With this output, too, stereo music can be recorded into a monophonic tape recorder.







## SPECIFICATIONS SEMICONDUCTORS

FET:	1
IC(s):	5
Transistors:	40
Diodes:	17

## FM TUNER SECTION

Frequency Range:	87.5 to 108 MHz
Usable Sensitivity (IHF):	1.8 $\mu$ V
Capture Ratio (IHF):	1.5 dB
Selectivity (IHF):	More than 40 dB
Image Rejection:	More than 85 dB (98 MHz)
IF Rejection:	More than 88 dB (90 MHz)
Spurious Rejection:	More than 85 dB (98 MHz)
AM Suppression:	42 dB
Signal-to-Noise Ratio:	65 dB
Harmonic Distortion:	Mono: less than 0.3% (100% mod.) Stereo: less than 0.5% (100% mod.)
Tuning Indicator:	Signal strength type and center tuning type
Muting:	Switchable to ON-OFF
Stereo Separation:	More than 40 dB (1 KHz)
Sub Carrier Suppression:	More than 40 dB
Antenna Input:	Impedance 300 ohms balanced and 75 ohms unbalanced

## AM TUNER SECTION

Frequency Range:	525 to 1,605 KHz
Usable Sensitivity (IHF):	9 $\mu$ V
Selectivity (IHF):	More than 30 dB
Image Rejection:	More than 80 dB (1,000 KHz)
IF Rejection:	More than 75 dB
Signal-to-Noise Ratio:	More than 50 dB
Antenna:	Built-in ferrite loopstick antenna

## PREAMPLIFIER SECTION

Output Voltage:	500mV (rated output), 1.4 V (max.)
Harmonic Distortion:	Less than 0.1%
Frequency Response:	8 to 80,000 Hz $\pm$ 3 dB
Input Sensitivity/Impedance:	PHONO: 2.4 mV/50 Kohms PHONO 2: 2.4 mV/50 Kohms MIC: 4 mV/50 Kohms AUX 1,2: 210 mV/100 Kohms TAPE MONITOR 1,2: 210 mV/100 Kohms
Recording Output:	TAPE REC 1,2 (pin jack): 210 mV TAPE REC (DIN connector): 37 mV
Bass Control:	-12.5 dB, +10 dB/100 Hz

Treble Control:	-10 dB, +10.5 dB/10 KHz
Low Filter:	-6.5 dB/50 Hz (6 dB/oct.)
High Filter:	-6.5 dB/10 KHz (12 dB/oct.)
Equalization Curve:	PHONO: RIAA S.T.D.
Loudness Contour:	+11 dB/100 Hz, +6 dB/10 KHz with volume control set at -40 dB position
Muting:	-20 dB
Hum and Noise (IHF):	PHONO: more than 80 dB TUNER, AUX: more than 90 dB

## POWER AMPLIFIER SECTION

Music Power Output (IHF):	200 watts (4 ohms) 132 watts (8 ohms)
Continuous Power Output:	67 watts/67 watts (4 ohms) 54 watts/54 watts (8 ohms)
(each channel driven)	
Continuous Power Output:	45 watts+45 watts (4 ohms) 40 watts+40 watts (8 ohms)
(both channels driven)	
Power Output in the range of 20 to 20,000 Hz:	36 watts+36 watts (8 ohms, harmonic distortion less than 1%)
(both channels driven)	
Harmonic Distortion:	Less than 1% (continuous power output) Less than 0.2% (50 watts/50 watts, 8 ohms) Less than 0.4% (50 watts/50 watts, 8 ohms)
Inter Modulation:	
Distortion:	
Power Bandwidth (IHF):	10 to 80,000 Hz/8 ohms (harmonic distortion less than 1%)
Frequency Response:	5 to 100,000 Hz $\pm$ 2 dB
Input Sensitivity/Impedance:	500 mV/50 Kohms
(1 KHz, continuous power output)	
Speakers:	4 to 16 ohms (A, B, C)
Damping Factor:	65/8 ohms (1 KHz)
Center Channel Output:	520 mV

## MISCELLANEOUS

Power Requirements:	110, 120, 130, 220, 240 V (switchable)
Power Consumption:	250 watts (maximum)
Dimensions (overall):	17 $\frac{9}{16}$ (W) $\times$ 6 $\frac{7}{16}$ (H) $\times$ 12 $\frac{11}{16}$ (D) inches 470 (W) $\times$ 172(H) $\times$ 340(D) mm
Weight:	Without package: 29 lb./13.2 kg With package: 35 lb. 3 oz./16 kg



PIONEER ELECTRONIC CORPORATION / 15-5, 4-chome, Ohmori-Nishi, Ohta-ku, Tokyo, Japan  
U.S. PIONEER ELECTRONICS CORPORATION / 178 Commerce Road, Carlstadt, New Jersey 07072, U.S.A.  
PIONEER ELECTRONIC (EUROPE) N.V. / Noorderlaan 83, 2030 Antwerp, Belgium